

**CULTIVATING
EXPERTS**

MONROVIA®
100
YEARS



Welcome to Cultivating Experts!



MONROVIA®
100
YEARS



Landing Page – Cultivating Experts – 2026

www.monrovia.com/pike-cultivating-experts



Videos | Key Plants | Downloads | FAQs

Why Choose Monrovia

GROW BEAUTIFULLY, CONFIDENTLY, AND RESPONSIBLY
WITH MONROVIA PLANTS



CRAFTSMANSHIP FOR NEARLY 100 YEARS

We have been pioneers and craftsmen in the art and science of growing healthy plants for almost 100 years. Founded by Harry Rosedale, Sr. in 1926, Monrovia was the first nursery to grow plants directly in containers, so that plants could be sold all year long. Harry Rosedale was also a leader in discovering and patenting new plants with improved features – a passion we carry on today.



Centennial Ruby



WE'RE OBSESSED WITH QUALITY

- We grow plants with a consistent and balanced form and structure, stronger root systems, and greater resistance to pests and disease. Our plants look fuller and have excellent branching and budding.
- Our craftsmen pour their passion and decades of expertise into growing plants.

WE PURSUE BEAUTY AROUND THE WORLD

- We work with top breeders and plant hunters from around the world to find plants with better traits, including longer blooming, abundant blooms, tidier sizes, stronger fragrance, and drought tolerance.
- We are constantly discovering plants that are more climate adaptive and pollinator friendly.

WE TAKE OUR SOIL SERIOUSLY

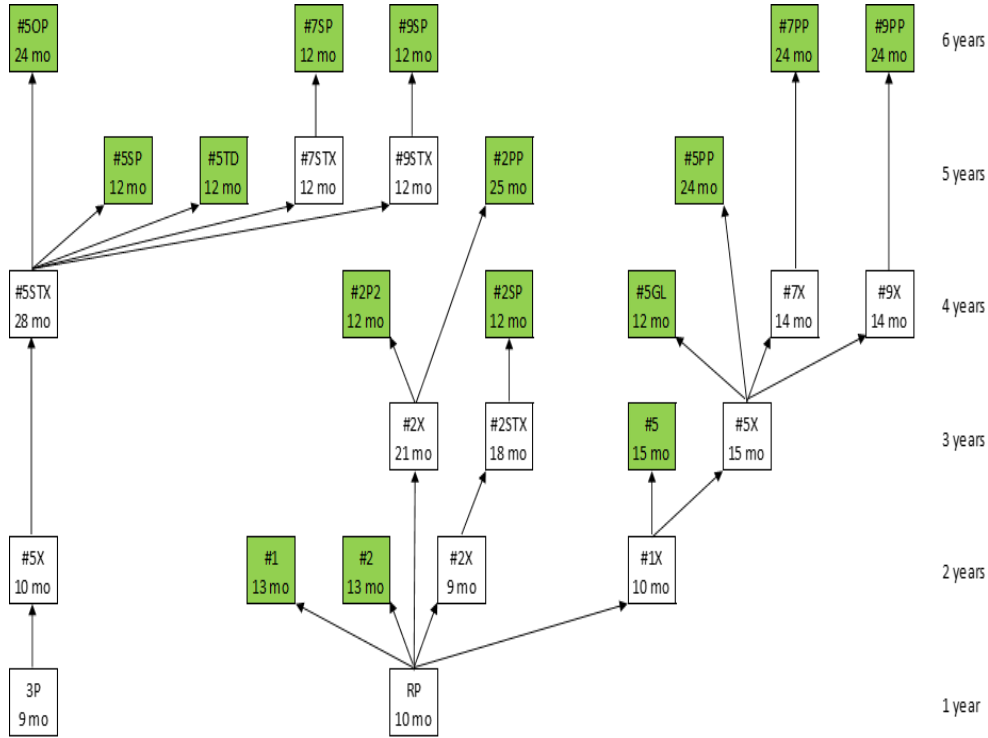
- Monrovia mixes and blends our own custom soil recipes – 40 to be exact.
- We use custom compost ingredients in our soil.
- We add Mycorrhizae, a very beneficial fungus that enhances strong root growth. Once the plant is planted in the landscape, the mycorrhizae will inoculate the surrounding soil in the landscape, too, improving the soil health of the garden. Mycorrhizae also helps plants withstand transplant shock, drought stress, and soilborne diseases as well as helps plants to thrive with fewer chemicals.

WE GROW A MORE DIVERSE SELECTION

- We grow more than 4,000 varieties and deliver what's most appropriate to the hardiness zone where each **PIKE** store is located.
- We grow only the best varieties for every landscape need, including trees, shrubs, conifers, topiaries, succulents, perennials, grasses, edibles, annuals, and houseplants.



Topiary Timeline - Juniper Mint Julep



MONROVIA
Grow Beautifully


TOPIARIES = BUYING TIME

We begin crafting our topiaries from the 2" liner stage, and it takes years to develop the quality finished product that lands at your stores. Customers who purchase a Monrovia topiary don't have to finish growing it, and the quality we send means less maintenance over time.



Cultivating Experts - 2026





Cultivating Experts - 2026

Monrovia Soil Facts

Monrovia mixes and blends our own custom soil recipes. 40 to be exact.

Each recipe is chosen for specific plants to ensure the best growing medium for that plant variety. For example; our Conifer mix would be different from certain shrub mixes. Camellias have a totally different mix than all other plants. The same would be true for Azaleas, Rhododendrons and Pieris

Monrovia also uses their own custom compost ingredients.

Every Monrovia soil mix has certain common ingredients.

Slow time released fertilizer.

A special top dressing to prevent weeds in the container.

Mycorrhizae, is a very beneficial fungus. Mycorrhizae also helps plants withstand transplant shock, drought stress and soilborne diseases, helping plants to thrive with fewer chemicals.

Use of compost, helps suppress soil-borne diseases

Micronutrients, each soil contains a full complement

Extra Water Holding Capacity, some plants that use more water have soils formulated to hold more and therefore have longer shelf life

What We're Doing

SOIL NUTRITION MONITORING

By carefully monitoring fertility levels in the soil, we have been able to drastically cut the amount of nitrogen fertilizer applied through the irrigation water.

SLOW-RELEASE FERTILIZER

In the early 1990s, we began incorporating slow-release fertilizer into the soil, which reduced the amount of nitrogen fertilizer – a source of greenhouse emissions – by 75 percent.

CUSTOM SOIL MIXES

Different plants require different soils to reach their full potential, so we create over 100 different soil mixes to allow plants to grow in their ideal conditions. This leads to less fungicide and fertilizer usage.


MYCORRHIZAE

We add mycorrhizae to all our plants. Mycorrhizae are a group of beneficial organisms that grow along the roots of host plants and make the plant much more efficient in the uptake of nutrients and water. As Monrovia plants are added to the garden, the mycorrhizae in our soil will spread to other areas, benefiting the entire landscape.

Soil Health

EVERYTHING IS CONNECTED

Soil is a living, dynamic ecosystem. It is the key to everything when growing healthy plants – successful rooting, vigorous growth, great harvests, weed, pest, and disease control. Soil is what connects all of our efforts as we strive to be a part of the sustainability solution.



GOOD BUG TALK

We aim to act proactively instead of reactively to grow healthy and pest free plants.

A healthy plant will not be as susceptible to plant diseases

- The use of mycorrhizae and beneficial fungi help our plants start strong and can even prevent potential soil- based pathogens before they can attack the roots.
- We manage this by scouting every greenhouse at least once every 2 weeks.
- Scouting is usually associated with insects and disease, but we are also keeping an eye on the environment, irrigation, and fertility
- If plants are showing signs of yellowing, then we will do a pour through to evaluate the pH and EC (electrical conductivity which correlates to fertilizer in the pots)

Proactive pest control with beneficial bugs

Spider mite control:

Amblyseius andersoni are the mites we use as the early colonizers of our Mandevillas. A key part of this mite is the ability to stay active from 43 °F to 104°F. These will feed on multiple species of mites, thrips larvae, and even pollen. This allows it to be a great early addition to our Mandevillas to prevent spider mites from being established.

Phytoseiulus persimilis feed solely on spider mites so they will seek out all spider mite life stages. They can eat 5-20 eggs or adults in a single day. (These will be used on a wide range of crops to clean up hotspots of mites ranging from mandevilla to cordyline to buddleja)

Thrips control:

Amblyseius Cucumeris are part of our sachet program that go out to each customer ordering a staked mandevilla. These mites will slowly emerge from the sachet over the next few weeks. The sachet gives them a safe environment to develop and will crawl out of the sachet when they are mature and ready to feed on thrips 1st larval stage.

Whitefly control:

Encarsia formosa and *Eretmocerus eremicus* are released using blister packs that we attach to the branches of our patio tree lantana and hibiscus. These are considered parasitoid wasps that will parasitize whitefly eggs and feed on whitefly nymphs.



Cultivating Experts - 2026

What We're Doing

WEEDING BY HAND

Our Plant Health Team weeds each of our 22 million plants by hand at our four growing locations, allowing us to reduce the amount of herbicides required. Hand weeding is a labor-intensive process, but one that is safer for the environment.

ORGANIC MULCHES

Top-dressing plants with mulch greatly reduces weeds, and the need for herbicide use.

NO TO NEONICOTINOIDS

We fully ceased neonicotinoid pesticide use in 2019.

GENTLE PESTICIDE USAGE

When pesticide applications are necessary, only the least harmful pesticides are used. Biorational products – pesticides of natural origin that have limited or no adverse effects on the environment or beneficial organisms – are used whenever possible.

BENEFICIALS

Our Integrated Pest Management program relies on beneficial organisms to reduce pests, with consistent applications of various beneficial insects, predatory mites, nematodes, fungi or bacteria, and beneficial wasps to control aphids and red scale.

NATURALLY ROBUST PLANTS

One key focus of our new plant introductions is to find plants with a high degree of natural pest and disease resistance, thereby reducing the need for pesticide application both at our nursery and in the home landscape.



Pesticide and Herbicide Use

POLLINATOR-FRIENDLY IS PLANT-FRIENDLY

As plant experts and leaders in the horticultural field, we recognize the integral role that pollinators and beneficial insects play in plant and environmental health. Protecting (and utilizing) beneficial insect populations is a priority for our nurseries. Monrovia grows thousands of plants that support pollinators, and all of our nurseries use pollinator-friendly growing methods.

Exclusive



Centennial Ruby™ Hydrangea

Zones 4-9

Hydrangea macrophylla 'Hokocentennial' PPAF
Item #46940

Features

- A special release to celebrate Monrovia's 100th anniversary, the flowers of this hydrangea are simply stunning.
- The rich ruby-red mophead blooms deepen in color as the long-lasting flowers age, sometimes taking on almost black hues.
- Exceptionally sturdy and compact, with strong stems and thick green leaves.
- Reblooming

Characteristics

- Exposure: Part sun
- Size: 3' tall x 3' wide
- Intro Year 2026



MONROVIA
100
YEARS





Camouflage® Variegated Japanese Aralia
Fatsia japonica 'Variegata'
Item #03303



Emerald Boxer™ Holly
Ilex x crenata 'RuthHoHo' PPAF
Item #01885



Silver King Euonymus
Euonymus japonicus 'Silver King'
Item #03520

New Intro



Li'l Annie Oakleaf™ Hydrangea

Zones 5-9

Hydrangea quercifolia 'Oakann1588' PP 36,030
Item #45407

Features

- A compact take on the classic Oakleaf Hydrangea makes this variety great for gardens of all sizes.
- Flowers heavily in the summer, with inflorescences held on sturdy stems high above the foliage.
- Reblooms heavier in the fall than other market varieties.
- Burgundy fall foliage color is an added bonus.

Characteristics

- Exposure: Full sun, Part shade
- Size: 3-4' tall x 3-4' wide
- Intro Year 20



Exclusive



Emerald Boxer™ Ilex

Ilex x 'RutHol10' PPAF

Item #01885

Features

- A versatile male evergreen holly with rounded form.
- Takes shearing well and is great for a formal hedge.
- Good disease and mite resistance.

Characteristics

- Exposure: Full sun
- Size: 6' tall x 6' wide
- Intro Year 2023

Zones 7-9



Great compliment to Emerald Colonnade

Exclusive



Honey Blush™ Rose

Zones 5-9


Rosa 'RUIRPP203A' PPAF
Item #44250

Features

- Bees rejoice; Honey Blush™ is the first rose introduced by Monrovia selected specifically because of its exceptional ability to attract pollinators.
- Large clusters of blush-pink buds open to white single blooms that will be absolutely buzzing.
- Attractive, elongated foliage grows from nearly thornless stems.
- This low-growing plant is perfect for mixed perennial beds or shrub borders.

Characteristics

- Exposure: Full sun
- Size: 2' tall x 3' wide
- Intro Year 2025





Eau De Parfum™ Bliss Rose

Rosa
SKU #46668

Zone
5-10



Good to grow! **8**
[Change Location](#)

LIGHT: Full sun
WATER: Water when top 2 inches of soil is dry.
SIZE: Reaches 4 ft. tall and wide.

Big, delightfully fragrant blooms provide the classic romance of roses with the added benefit of disease resistance brought to you by modern breeding. Blooms have the hues of a blissful sunset, with a warm orange center transitioning to pink towards the outside. The lush foliage makes these excellent shrubs in the garden. Blooming repeatedly from early spring until first frost, you'll be provided with plenty of roses for bouquets. Deciduous.



BLUE BALLOON® BLUEBEARD


PANTONE® Very Peri

BLUE BALLOON® BLUEBEARD
NITTY GRITTY™ PEACH ROSE
ELIJAH BLUE FESCUE
SUNSPARKLER® CHERRY
TART SEDUM

An artful palette inspired by PANTONE®'s color of the year, Very Peri, and all the garden possibilities it brings to the table. We love the calm balance of this combination, starting with the low-growing, gently spreading, and deep-pink carpet of SunSparkler® Cherry Tart Sedum (Zones 4-9), which plays well with the cool blue of Elijah Blue Fescue (Zones 4-11). The soft romance of Nitty Gritty™ Peach Rose (Zones 4-9) is paired with the pure periwinkle of Blue Balloon® Bluebeard (Zones 5-9) for a vibrant yet soothing (and low maintenance) tableau.



NITTY GRITTY™ PEACH ROSE




ELIJAH BLUE FESCUE



SUNSPARKLER® CHERRY TART SEDUM

Exclusive



Seaside Serenade® Hanalei Bay Hydrangea

Hydrangea macrophylla 'Hokomapian' PPAF

Item #46164

Zones 5-9

Features

- Fantastically dark foliage backing big mopheads of deep magenta, slightly frilled flowers with light green to white centers.
- The thick foliage resists wilting and scorching.
- Sturdy, well branches, and reblooming.

Characteristics

- Exposure: Part sun
- Size: 3' tall x 3' wide
- Intro Year 2026



EXCLUSIVE
CHECK LOCAL STORES

Huber's Tawny Gold Spreading Yew
Taxus x media 'Huber's Tawny Gold'
Item #02885



EXCLUSIVE
CHECK LOCAL STORES

**Enchanted Forest Collection® Gay
Goblin™ Pieris**
Pieris japonica 'Cabernet' PP #29,130
Item #04943



EXCLUSIVE
CHECK LOCAL STORES

Golden Child™ Arborvitae
Thuja occidentalis 'Mirjam' PP #20,127
Item #44323





EXCLUSIVE

Bountiful™ Baby Blueberry

Vaccinium x 'FC 13-044' PPAF

SKU #44036



LIGHT: Full sun

WATER: Keep soil moist, but not soggy.

SIZE: Reaches 2 to 3 ft. tall and wide.

An extremely compact variety with an impressive crop of small berries packed with flavor. The glossy green leaves develop a wonderful deep red fall color that persists through winter. The small size is perfect for containers; a great addition to a patio kitchen garden. Evergreen in mild climates. Recommended chill: 800 hrs.

Zone
5-9



Good to grow! **8**
[Change Location](#)



NITTY GRITTY™ PEACH ROSE

A Delicious Combo

NITTY GRITTY™ PEACH ROSE
BOUNTIFUL BLUE® BLUEBERRY
FEELIN' BLUE DEODAR CEDAR

Peaches and blueberries aren't just a tasty combo – they blend beautifully together as a color palette, too. Blueberries have amazing ornamental appeal, with loads of spring flowers and bright fall foliage along with those gorgeous summertime berries. Try Bountiful Blue® Blueberry (Zones 6-10) planted next to Nitty Gritty™ Peach Rose (Zones 4-9) in a shrub border. Feelin' Blue Deodar Cedar (Zones 6-9) brings the blue tones when the berries aren't in season.



BOUNTIFUL BLUE® BLUEBERRY



FEELIN' BLUE DEODAR CEDAR



CHECK LOCAL STORES

Little Ragu® Sweet Bay

Laurus nobilis 'MonRik' PP #25,915
Item #07993



EXCLUSIVE
CHECK LOCAL STORES

Bountiful Blue® Blueberry

Vaccinium corymbosum 'FLX-2' PP #19,381
Item #05623



EXCLUSIVE
CHECK LOCAL STORES

Zestful™ Waterfall Grape

Vitis hybrid 'FG Twenty-nine' PP #29,651
Item #41549




MONROVIA®
Grow Beautifully

Sweet Sensation Peach

Prunus persica 'Sweet Sensation'
SKU #47992



Good to grow! **8**
[Change Location](#)

LIGHT: Full sun

WATER: Water when top 2 inches of soil is dry.

SIZE: Reaches 10 to 12 ft. tall, 4 to 5 ft. wide.

Lovely peachy-pink fruits are very sweet and juicy. This columnar form grows up, not out, making it great for smaller spaces. A low chill requirement makes this a good option for warmer climates. Recommended chill: 400-600 hours. Self pollinating. Deciduous.

Provide full sun and fertile, moist, well-drained soil. Water deeply, regularly in first few growing seasons to establish root system; once established reduce frequency. Prune to shape and remove dead or damaged branches, and fertilize in late winter before blooms emerge. Thin young fruit to increase mature fruit size.





Frillseeker™ Clematis
Clematis 'Shin-Shigyoku QE'
Item #46493



Boulevard® Nubia™ Clematis
Clematis 'Evip0079' PPAF
Item #41887



Boulevard® Samaritan Jo™ Clematis
Clematis hybrid 'Evip0075' PPAF
Item #44472



Combine with Mandevilla.....

Sun Parasol® Original XP Mandevilla


REVOLUTIONARY NEW GENETICS in this new series in the Sun Parasol® family, with superior branching and flower power! Earlier to flower with exciting, unique new colors. Wonderful staked, or left to sprawl over the edge of hanging baskets.



PINK BUDS, PURPLE FLOWERS
SUN PARASOL® ORIGINAL XP BLUEPHORIA™ MANDEVILLA
Mandevilla hybrid
Buds are a coral-pink before opening to velvety violet. 2" tall, 2" wide, unstaked. Full sun. Evergreen
SKU #47720 | ZONE: 10-11



DOUBLE WOW
SUN PARASOL® ORIGINAL XP DOUBLE PINK BLUSH MANDEVILLA
Mandevilla hybrid
Blushing pink blooms have rosettes of darker petals in the center. 2" tall, 2" wide, unstaked. Full sun. Evergreen
SKU #47733 | ZONE: 10-11



PAINTED PINK
SUN PARASOL® ORIGINAL XP MAUVELOUS MANDEVILLA
Mandevilla hybrid
Mauve pink coloring sits on the petals like brush strokes. 2" tall, 2" wide, unstaked. Full sun. Evergreen
SKU #47327 | ZONE: 10-11


MONROVIA®
Grow Beautifully

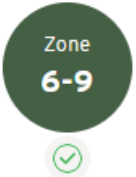
Viennetta™ Clematis

Clematis 'EVIPO006'
SKU #47780

LIGHT: Full sun, Partial sun

WATER: Water deeply when top inch of soil is dry.

SIZE: Stems reach 6 to 8 ft. long.



Good to grow! **8**
[Change Location](#)

A star attraction of clematis exhibits at the famous Chelsea Flower Show, this stunning variety is sure to catch attention in your garden. Large white petals surround a frilly center of densely packed, small, purple and white petals. The twining stems create a loose, airy structure for a delicate aesthetic. Train onto a trellis, or allow to grow through sturdy evergreen shrubs. Pruning group 3. Deciduous.

Thrives in well-drained, slightly alkaline soil, with roots sheltered and top growth in the sun. Mulch soil surface to conserve moisture. Water deeply, regularly during first growing season to establish an extensive root system. Apply fertilizer when new growth begins; repeat after first bloom flush. Provide trellis or arbor support. Pruning group 3: Reduce all stems down to 6 inches in late winter or early spring.





PURE WHITE
SUMMERLASTING® COCONUT CRAPE MYRTLE
Lagerstroemia indica 'HOCH1873' PP #33,209
 3' tall and wide. Full sun. Deciduous
 SKU #43918 | ZONE: 7-10

EARLIEST FLOWERING
SUMMERLASTING® RASPBERRY CRAPE MYRTLE
Lagerstroemia indica 'HOCH631' PP #33,208
 3' tall and wide. Full sun. Deciduous
 SKU #43916 | ZONE: 7-10



VIBRANT COLOR
SUMMERLASTING® PLUM CRAPE MYRTLE
Lagerstroemia indica '1065' PPAF
 3' tall and wide. Full sun. Deciduous
 SKU #43903 | ZONE: 7-10

LOADS OF BLOOMS
SUMMERLASTING® STRAWBERRY CRAPE MYRTLE
Lagerstroemia indica 'HOCH266' PP #34,124
 3' tall and wide. Full sun. Deciduous
 SKU #43910 | ZONE: 7-10




MONROVIA®
Grow Beautifully

EXCLUSIVE

Summerlasting® Raspberry Crape Myrtle

Lagerstroemia indica 'HOCH631' PP #33,208

Pronunciation: la-ger-STRE-mee-a IN-dih-kuh

SKU #43916

★★★★★

LIGHT: Full sun

WATER: Water deeply when soil is dry.

SIZE: Reaches 3 ft. tall and wide.

Why wait for colorful crape myrtle blooms! Bright pink flowers appear weeks earlier than other dark foliage varieties, and rebloom without the need for deadheading, filling your summer with color that pops in front of black foliage. This compact, dwarf variety is perfect for smaller landscapes, or plant en masse for a dramatic statement. Deciduous.

Zone
7-10




Good to grow! **8**
[Change Location](#)





Exclusive



Hi™ Fire Hydrangea

Hydrangea macrophylla
Item #44671

Features

- Incredible, deeply saturated blooms are red in alkaline soil and purple with a bright blue eye in acidic soil.
- Exceptionally strong stems make for a sturdy plant. Perfect for creating a classic cottage look. The larger size will quickly fill in empty spaces.
- Reblooming.

Zones 5 - 9



Low pH, Blued



Base, Not Blued

Grace N' Grit™ Shrub Roses

THESE ROMANTIC ROSES GROW WITH THE EASE OF FLOWERING SHRUBS.

Self-cleaning and own-root.
Bloom early summer to autumn.
Grow well in heat and humidity, and hot, dry summers.

Strong stems are perfect for cutting.
Proven to thrive coast-to-coast.
5 feet tall and 4 feet wide: Ideal for landscapes, gardens and containers.



GRACE N' GRIT™ YELLOW
Full sun. Deciduous. Monrovia Exclusive
ZONES: 4-9



GRACE N' GRIT™ PINK BICOLOR
Full sun. Deciduous. Monrovia Exclusive
ZONES: 4-9



GRACE N' GRIT™ RED
Full sun. Deciduous. Monrovia Exclusive
ZONES: 4-9



GRACE N' GRIT™ PINK
Full sun. Deciduous. Monrovia Exclusive
ZONES: 4-9

ROSE CARE:

Soil:

-Thrives in enriched, loamy, well-drained soil. Mulch to conserve moisture and protect young plants in winter. Like cool roots.

Fertilizer:

-Fertilize in spring and summer.

Pruning:

- Prune back by 1/3 annually



Nitty Gritty® Roses

ENJOY THE BEAUTY OF ROSES AS A CAREFREE GROUNDCOVER.

Beautiful, lightly fragrant flowers.
Rounded habit to 3 feet tall.
Blooms nonstop early summer to autumn.

Excellent disease resistance.
Self-cleaning and own-root.
Outstanding "filler" plant in large containers.



NITTY GRITTY RED™ ROSE
Fast growing; 3' tall, 4' wide. Partial to full sun.
Deciduous. Monrovia Exclusive
ZONES: 4-9



NITTY GRITTY PINK™ ROSE
Fast growing; 3' tall, 4' wide. Partial to full sun.
Deciduous. Monrovia Exclusive
ZONES: 4-9



NITTY GRITTY WHITE™ ROSE
Fast growing; 3' tall, 4' wide. Partial to full sun.
Deciduous. Monrovia Exclusive
ZONES: 4-9



NITTY GRITTY PEACH™ ROSE
Fast growing; 3' tall, 4' wide. Partial to full sun.
Deciduous. Monrovia Exclusive
ZONES: 4-9



NITTY GRITTY YELLOW™ ROSE
Fast growing; 3' tall, 4' wide. Partial to full sun.
Deciduous. Monrovia Exclusive
ZONES: 4-9

Seaside Serenade® Hydrangeas

THESE REMARKABLE HYDRANGEAS OFFER TRULY NOTABLE IMPROVEMENTS THAT MAKE THIS REBLOOMING SHRUB SERIES EVEN BETTER FOR LANDSCAPES AND CONTAINER GARDENS.

Reliably rebloom throughout the season.

Compact habit ideal for foundation plantings, container gardens, and more.

Sturdier stems do not flop.

Improved tolerance to heat, humidity, and wind.
Flowers last longer in the garden and when cut.



NEWPORT HYDRANGEA
ZONES: 4-9



FIRE ISLAND HYDRANGEA
ZONES: 4-9



CAPE LOOKOUT HYDRANGEA
ZONES: 4-9



MARTHA'S VINEYARD HYDRANGEA
ZONES: 4-9



CRYSTAL COVE HYDRANGEA
ZONES: 4-9



KITTY HAWK HYDRANGEA
ZONES: 5-9



CAPE COD HYDRANGEA
ZONES: 4-9



GLACIER BAY HYDRANGEA
ZONES: 4-9



BAR HARBOR HYDRANGEA
ZONES: 3-8
*ARBORESCENS TYPE



OUTER BANKS HYDRANGEA
ZONES: 4-9



CAPE MAY HYDRANGEA
ZONES: 4-9



PEBBLE BEACH HYDRANGEA
ZONES: 5-9

HYDRANGEA CARE

Soil:

-Prefers acidic soil

Fertilizer:

-Use acidic fertilizer
-Synthetic – time release fertilizer, apply as recommended March to August
-Organic - Can be applied more often to maintain feeding and soil PH

Pruning:

-Dead head spent blooms throughout the season, simply prune off flowers right above fresh set of new leaves. This will encourage more blooms and typically a pruned stem will rebloom in about 6 weeks.
-End of the season winter pruning- can remove up to 1/3 of old wood. Repeat blooming hydrangeas will bloom on old and new wood



Camellia Collection

OVER 40 VARIETIES OF HIGH-QUALITY CAMELLIAS,
AVAILABLE IN A RANGE OF SIZES AND FORMS



SILVER WAVES CAMELLIA
ZONE: 8-10



NUCCIO'S PEARL CAMELLIA
ZONES: 8-10



NUCCIO'S GEM CAMELLIA
ZONES: 8-10



NUCCIO'S BELLA ROSA CAMELLIA
ZONES: 8-10



YULETIDE CAMELLIA
ZONES: 7-10



WHITE DOVES CAMELLIA
ZONES: 7-10



SHISHI GASHIRA CAMELLIA
ZONES: 7-10



DEBUTANTE CAMELLIA
ZONES: 8-10



TOM KNUDSEN CAMELLIA
ZONES: 8-10



CARTER'S SUNBURST CAMELLIA
ZONES: 8-10



TAYLOR'S PERFECTION CAMELLIA
ZONES: 8-10



KANJIRO CAMELLIA
ZONES: 7-10

CAMELLIA CARE:

Soil:

-Acidic soil – pH 4.5-6.5

Fertilizer:

Fertilize after the blooming season is over. Ideally, wait about a month to give all the flowers time to drop. Provide 2 or 3 applications of nitrogen-rich, slow-release fertilizer in early spring, late spring and early summer. Don't fertilize after August, as this may promote new growth that could be damaged in winter cold. Fertilizers with an NPK of 12-4-8 or 16-4-8 work well. There are also fertilizers custom made for camellias and azaleas. Remember too much nitrogen can cause leaves to yellow and drop off!

Pruning:

-Regardless if your camellia is sasanqua or japonica, prune just after blooming has ended. You should avoid pruning in late summer so that you don't remove next year's developing buds
-Thin out growth when it is so dense that flowers don't have room to open, cut back top growth to make leggy shrubs bushier, shorten lower limbs to encourage upright growth
-when pruning, cut just about a scar that marks the end of the previous year's growth. (often this is a slightly thickened, somewhat rough area where bark texture and color change slightly) making your cuts just about this point usually forces 3 or 4 dominant buds into growth.
-Always use sharpened pruners

Typical Age of Monrovia's Camellias

- 5 gallon – 5 years
- 7 gallon – 7 years
- 15 gallon – 8 years





Japanese Maples

SOIL CARE, FERTILIZING, AND PRUNING

SOIL CARE

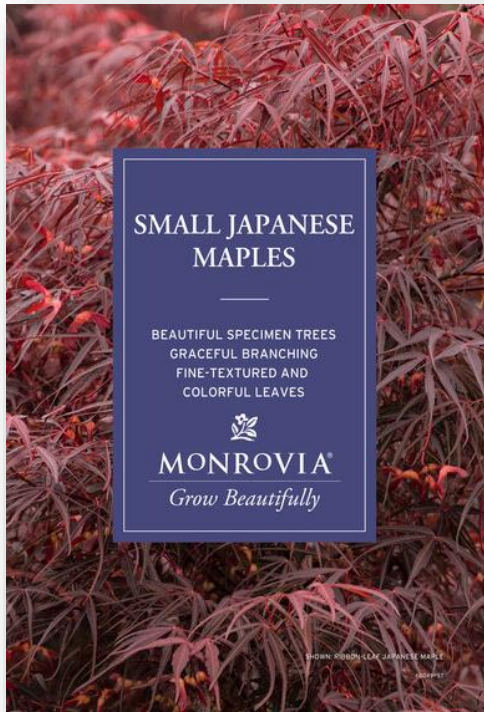
- Good drainage is key
- Neutral to Acidic soil is best (no highly alkaline soil)
- Amend soil as needed

FERTILIZER

- 15% nitrogen or less, 15-10-8 (N-P-K)
- Liquid fertilizer can be applied once per month: March - August (Do not apply any liquid fertilizer after August)
- Granular slow release fertilizer – apply as recommended March to May (Do not apply any granular fertilizer after May)
- Don't push maples too hard with too much fertilizer, it will produce longer, twiggy growth and may not allow them to go into proper dormancy in winter
- Too much nitrogen can decrease desired variegation in maples

PRUNING

- December to February
- Limb up off the ground if desired to view more of the trunk
- Remove gray deadwood, crossing branches, and branches that are too close together
- Thinning technique – do entire branch cuts down to main stem/ trunk
- Open the center of the tree to allow more light and air flow
- Don't make flush cuts, rather leave 1/2 inch growth from where branch meets stem/ trunk, it will help heal the pruned areas



SMALL JAPANESE MAPLES

BEAUTIFUL SPECIMEN TREES
GRACEFUL BRANCHING
FINE-TEXTURED AND
COLORFUL LEAVES

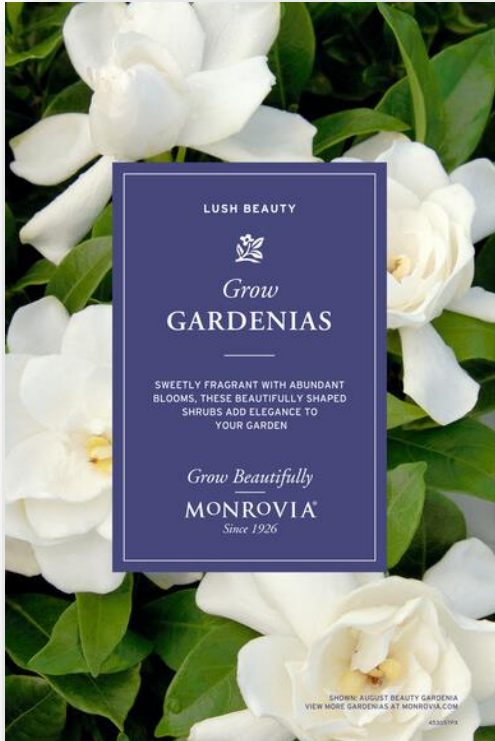


FROM KUROBUKI JAPANESE MAPLE



Benefits of Grafted Gardenias

- Gardenia thunbergia is a large, vigorous, South African variety that is easy to grow and is used for the rootstock.
- Gardenia thunbergia rootstock enables the gardenias to thrive in poor soils and cooler coastal climates
- The healthy and vigorous root system of Grafted Gardenias will allow them to grow larger and faster with none of the problems associated with cutting-grown gardenias.
- Gardenia thunbergia takes in nutrients at much lower temperatures which enables them to grow and bloom in the cooler coastal climates and soils.



EVERBLOOMING GARDENIA (GRAFTED)



FIRST LOVE[®] GARDENIA (GRAFTED)



MYSTERY GARDENIA (GRAFTED)



AUGUST BEAUTY GARDENIA (GRAFTED)



Lilacs

SOIL CARE, FERTILIZING, AND PRUNING

SOIL CARE

- Avoid nitrogen rich soils (not recommended near lawns, will encourage green growth and fewer blooms)
- Prefers well drained soil near a neutral pH 7.0, if soil is in poor condition, planting mix, compost is recommended

FERTILIZER

- E.B. Stone rose & flower food
- Bonide Copper Fungicide Fertilizer – helps control powdery mildew, downy mildew, black spot, and other diseases
- Osmocote Flower and Vegetable 14-14-14

PRUNING

- Prune right after they finish flowering – within 2 weeks, this is important because they will set buds for next years flowers right after this year's flowers fade
- Start by pruning off spent flowers/seed heads – this will preserve energy in the plant and will encourage new growth
- Take out taller branches that are only flowering on the top (only take out 1/3 of these in any given year)
- The goal is to have a large shrub that flowers from top to bottom, not a small tree, shaping and pruning branches around the base will encourage new growth and lower blooms as well
- Ideal height – 6 to 8 feet





Deciduous Magnolias

SOIL CARE, FERTILIZING, AND PRUNING



SOIL CARE

Prefers slightly acidic soil (pH 5.5-6.5) This will allow Iron and Magnesium to be absorbed and maintain nice green foliage

Well drained soil that is not water logged, use planting mix and amend the soil as needed

They like mulch to help keep the roots cooler and prevent weeds

FERTILIZER

- Use slow release general purpose fertilizer every 3 months – spring, summer, and fall
- Give magnolias plenty of water in the summer months

PRUNING

- Prune in May – this gives the longest possible time for new growth throughout the season and to set next spring's flower buds
- Remove dead, damaged, and diseased branches as well as those that may be rubbing or crossing
- If looking to reduce the overall height, can reduce height by 1/3 in one year
- The goal is to maintain a shapely tree in a dome or cone shape
- If the tree is multi-trunk, you can encourage new growth and flowers by pruning lower branches, this will enable the tree to flower from top to bottom





Drones used for inventory, plant health, and infrastructure assessment



TTA Cutting Edge: 2,000 to 2,600 plants per hour



Lommers pruning line machine: 325 2-gallon plants pruned per hour

Widebelts at canning allow for continuous production, 12% improvement across the nurseries



Spacing Robot: 200-250 plants per hour



TTA Flex sorter: 3,000 to 12,000 plugs per hour



Plant Details at your Fingertips

Hangtags Printed On Demand

BEGINNING IN SPRING 2025, we will print your tags ON DEMAND with your order. Tags are custom printed to match your shipping order. The tags will have the same beautiful, eye-catching photography and helpful information for consumers, but now with pre-pricing information printed directly.



- Reduced errors: Tags are only printed for the plants you order
- Reduced stickers: Pricing and state regulations integrated within the tag
- Increased quality: No more blank tags without plant photos



NEW 100 YEAR LOGO



First 2 numbers 19 = week shipped
Second 2 numbers 25 = year shipped
Last 2 letters GA = nursery location shipped



Key Trends for 2026



MONROVIA®

Grow Beautifully

PATIO CULTURE

Extending interior living spaces to the patio to create a place to relax and unwind means a focus on foliage and texture in containers.

Looks like

- Softened hardscapes
- One shrub = one pot for easy container mixes
- Subtle palettes featuring greenery, mixed textures, fragrance, and pops of color

Appeals to

- Gardeners 55+
- Design-conscious, time-pressed consumers
- Homeowners with smaller outdoor spaces

Plants to feature

Surf™ Break Hebe, Golf Ball Pittosporum, Little Ollie® Dwarf Olive, Little Ragu® Sweet Bay, Superstar Cordyline, Giant Leopard Plant, Whipcord Western Red Cedar, Camouflage® Variegated Japanese Aralia, Red-Leafed Mukdenia, Vintro™ Blue English Lavender, Sun Parasol® FiredUp Orange Mandevilla, Little Rockstars Red Butterfly Bush, Jurassic™ Ferns, Summer Soul® Arabian Jasmine


MONROVIA®
Grow Beautifully

Gardeners are creating whole patio gardens

Mixing lots of contrasting textures of foliage to achieve interest year round



EXQUISITE EDIBLES

Sophisticated edible plants for adventurous gardeners and palates, focused on unique and compact forms.

Looks like

- Exotic edible plants rising in popularity.
- Compact selections, including columnar, container-sized, and espaliered forms.
- Expanded Zone range through overwintered container-grown varieties.

Appeals to

- All gardening segments, with ages 45-55 showing the biggest increase in interest.
- Higher income gardeners with interest in travel and cooking

Top Plants for the Trend

Fruit Snacks™ Columnar Apples, Bountiful™ Baby Blueberry, Honey Babe Miniature Peach, Chicago Hardy Fig, Kiwi Magic® Hardy Kiwi Combination, Mountain Pepper, Little Ragu® Sweet Bay, Angel Red® Pomegranate



MONROVIA®

Grow Beautifully

More interest in edible garden projects in 2026

More gardeners 45+ wanting to try exotic edibles

Growing interest in dwarf or compact varieties

Interest in growing containers of edibles



WILD BUT REFINED

A curated and simplified approach to naturalistic design.

Looks like

- Intentional but not overly cultivated
- A freeflowing blend of grasses and perennials with local rock and nature-inspired pathways
- A nuanced update to the Modern Meadow trend

Appeals to

- Gardeners who want to support and be in tune with nature
- Homeowners looking for relaxed, low-maintenance landscapes
- Gardeners expressing interest in native plants but needing refined forms or performance.

Top Plants for the Trend

Sol Giatto Oxeye Sunflower, Pink Pearl Agastache, Sunseekers™ Rainbow Coneflower, Dark Fire Crocosmia, Picture Purrfect Catmint, BeeMine™ Red Bee Balm, Fine China Sedge, Stars and Stripes Bullrush, Smoke Signal Little Bluestem, Ginger Love Fountain Grass, Honey Blush™ Rose



More gardeners preferring a looser more natural look

Choosing natives and cultivars to create an east care landscape that flowers longer, provides more for pollinators

Mixing grasses and perennials, adding rocks and sandy pathways



THE SUNDAY GARDEN

Easy-to-maintain elegance, pairing structured evergreens with a cohesive palette of flowering plants.

Looks like

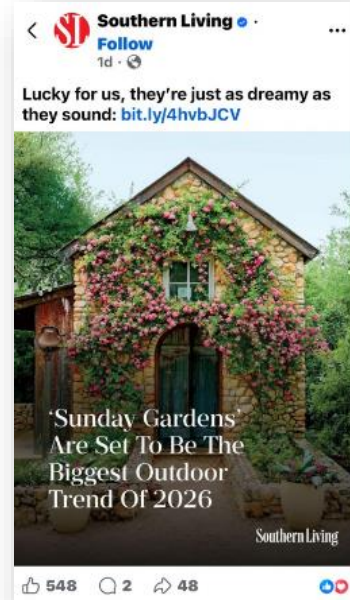
- Timeless and romantic
- Soothing greens paired with subtle shades of similar colors
- Tidy lines overflowing with lush flowers

Appeals to


- Anyone seeking refuge from everyday stresses
- Nostalgic gardeners looking for modern performance from old-fashioned favorites
- Homeowners who prefer to use weekends for enjoying their gardens over maintenance chores

Top Plants for the Trend

Winter Gem Boxwood, Emerald Boxer™ Holly, Tight Squeeze™ Western Red Cedar, Scallywag® Holly, Heavenly Ascent® Pink Climbing Rose, Nitty Gritty® Roses, Eau de Parfum™ Fragrant Roses, Seaside Serenade® Hanalei Bay Hydrangea, Star Jasmine, Lavender



← Reel insights ↗



Climbing Roses in a Pot 🌹...


May 8, 2025 · Duration 1:04

592 15 44 1 128

Overview ⓘ

| | |
|--------------|----------------|
| Views | 28,080 |
| Instagram | 17,168 |
| Facebook | 10,912 |
| Watch time | 2d 13h 21m 45s |
| Interactions | 625 |

← Reel insights ↗



Winter just got brighter! 🌸 Camel...

November 24, 2025 · Duration 0:52

354 12 23 1 41

Overview ⓘ

| | |
|--------------|-------------|
| Views | 15,076 |
| Instagram | 8,832 |
| Facebook | 6,244 |
| Watch time | 18h 22m 36s |
| Interactions | 324 |




Social Media Collabs : THANK YOU

Collaborations are success for both brands: high engagement and reach

Posts highlight beautiful, Unique Monrovia varieties

Pike associates offer tips, tricks and insights on care





Partnership offers valuable insights into the preferences and interests of our shared audience and expands reach among potential customers and enhances overall brand visibility...





Monrovia display table plan by month for 2026


- FEBRUARY : EARLY SEASON COLOR forsythia, lilac, piers, azaleas, cytiscus, magnolia
- MARCH : PEONY & RHODODENDRON – SPRING FEST
- APRIL: LAVENDER
- MAY: HYDRANGEA OR HUMMINGBIRD GARDEN
- JUNE: LANDSCAPE LEGENDS
- JULY: HEAT RESILIENT FOR SUMMER topical hibiscus, mandi, succulents
- AUGUST: LATE SUMMER COLOR / PERENNIALS
- SEPTEMBER: FALL FOLIAGE
- OCTOBER: SPOOKY GARDEN MAGIC
- NOVEMBER: HOLIDAY
- DECEMBER: HOLIDAY





TRAINED TOPIARY FORMS

What better way to excite your customers . . . the perfect answer is decorate an entry or patio area. Have a selection available of these forms plus those listed on pages 98 to 101.



SELL SCHOOL – SALES TIPS FOR YOUR BACK POCKET

- 1. SWAT – SELL WHATS AVAILABLE TODAY!** Knowing your inventory is gold!
2. Companion plants – have your favorite suggestions for sun and shade
3. Take color cues from customers outfits – fashion is a huge reflection of someone's taste
4. Listen to your customer, acknowledge their needs/concerns, explore opportunities with them before jumping to solution – people want to feel seen and heard – its amazing the relationships and trust that come from that
5. Don't be afraid to show customers the high- ticket items
6. Share the sense of urgency – the good stuff always goes fast – plant the seed of missing out
7. Why do shoppers choose one garden center over another? Quality, Variety, Service, Knowledge and courteous staff – THIS. IS. PIKE.
8. Price is NOT a determining factor – Do you want to buy the plant once, or twice?
9. Over 50% of buying decisions are unplanned and a nice display plays a key role in that!
10. 2/3 of your customers have been shipping at your store for at least 5 years – change it up!
11. Customers visit your garden center 4-5 times a season on average.




MONROVIA®
Grow Beautifully

Monrovia – Visalia, CA.




Cultivating Experts - 2025






MONROVIA®
Grow Beautifully

Monrovia – Dayton, OR.





MONROVIA®

Grow Beautifully

Monrovia – Cairo, GA



Thank You for your support and partnership, Pikers!!

Cheers to a GREAT 2026 of "Playing In The Dirt"

MONROVIA[®]

Since 1926

